

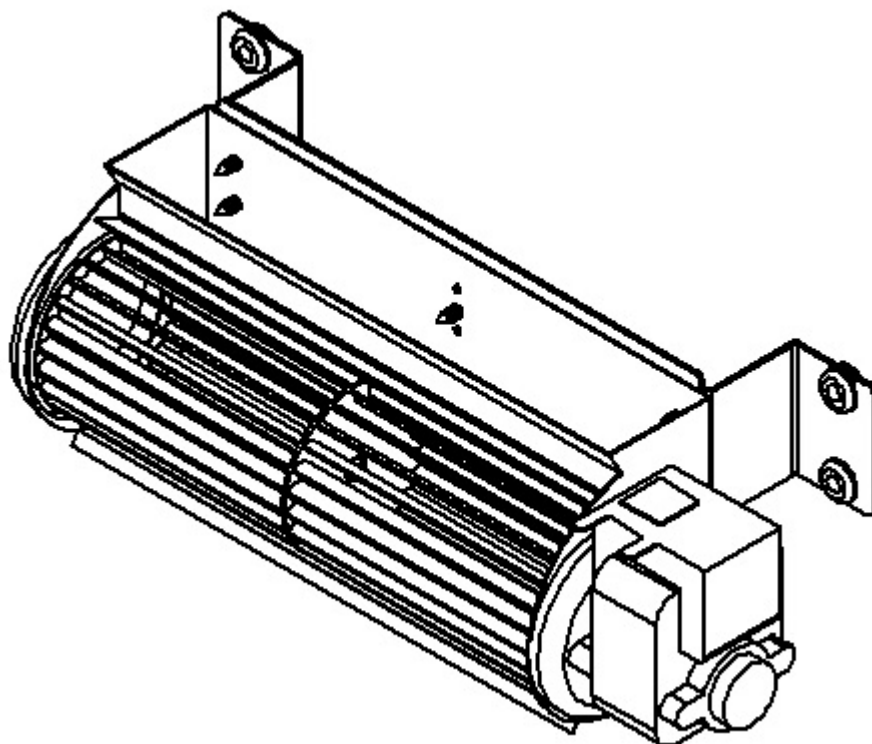
SÓLAS

CONTEMPORARY FIRE

ONE6 FS OPTIONAL BLOWER KIT FS-BLOWER

INSTALLATION & OPERATION MANUAL

THIS KIT IS ONLY FOR USE WITH THE FOLLOWING MODELS: ONE6 FS



DUE TO HIGH TEMPERATURES, THE APPLIANCE SHOULD BE LOCATED OUT OF TRAFFIC AND AWAY FROM FURNITURE AND DRAPERIES.

CHILDREN AND ADULTS SHOULD BE ALERTED TO THE HAZARDS OF HIGH SURFACE TEMPERATURE AND SHOULD STAY AWAY TO AVOID BURNS OR CLOTHING IGNITION.

YOUNG CHILDREN SHOULD BE SUPERVISED WHEN THEY ARE IN THE SAME ROOM AS THE APPLIANCE.

CLOTHING OR OTHER FLAMMABLE MATERIAL SHOULD NOT BE PLACED ON OR NEAR THE APPLIANCE.

KEEP THE ROOM AREA CLEAR AND FREE FROM COMBUSTIBLE MATERIALS, GASOLINE, AND OTHER FLAMMABLE VAPORS AND LIQUIDS.

WARNING: Improper installation, adjustment, alteration, services or maintenance can cause injury or property damage. Refer to this manual. For assistance or additional information, consult a qualified installer, service agency or the gas supplier.

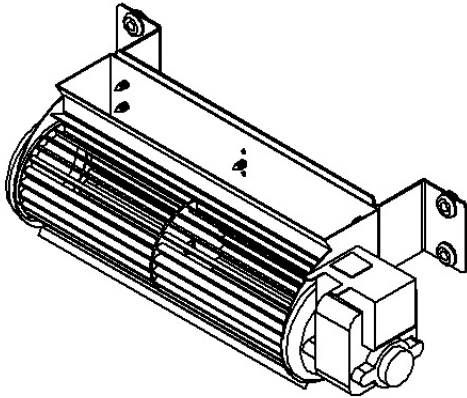
INSTALLER: Leave this manual with the appliance | **CONSUMER:** Retain this manual for future reference

TABLE OF CONTENTS

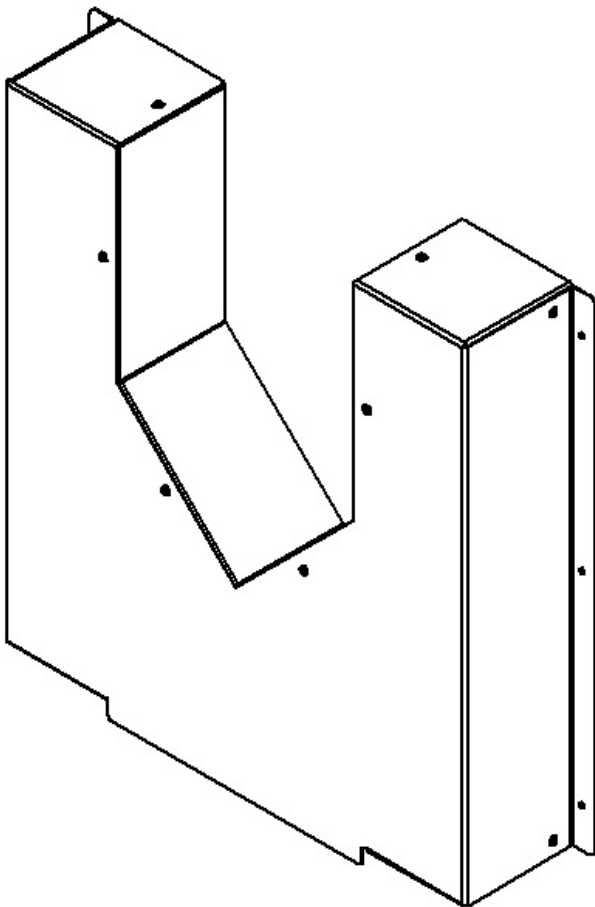
Kit Contents	2
Installation Instructions	3
Operation	6
Replacement Parts List	7
Warranty Information	8

WE STRONGLY SUGGEST THAT YOU READ THIS MANUAL THOROUGHLY BEFORE BEGINNING THE INSTALLATION OF THE FIREPLACE HEAT REDISTRIBUTION KIT. THIS SPECIFIC PRODUCT HAS ITS OWN UNIQUE SET-UP AND INSTALLATION REQUIREMENTS THAT MUST BE FOLLOWED EXACTLY. PLAN YOUR INSTALLATION IN ADVANCE BY CAREFULLY RE-VIEWING ALL THE INFORMATION CONTAINED IN THIS MANUAL.


KIT CONTENTS



Blower Assembly



Blower Housing

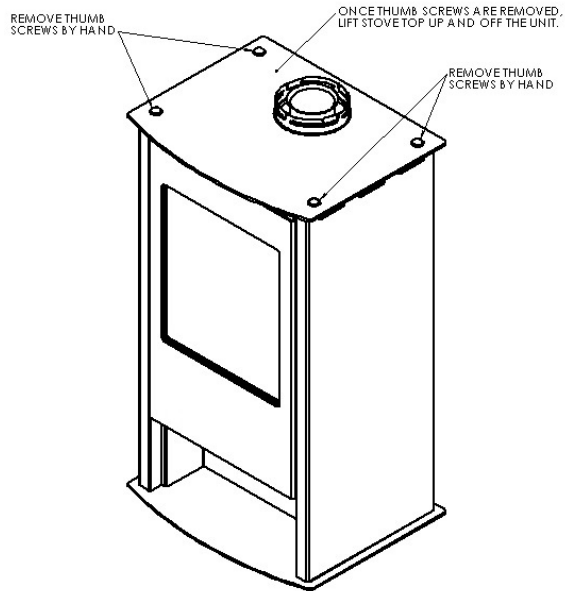


Blower Wire Harness

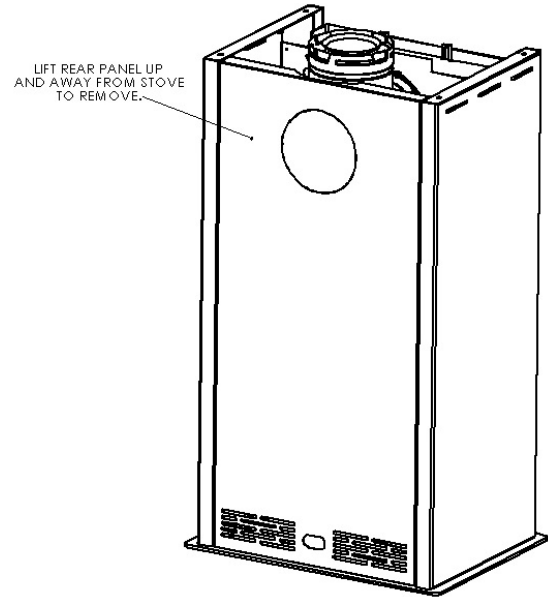
INSTALLATION INSTRUCTIONS

Use the following steps to install the optional ONE6 FS blower.

Step 1)

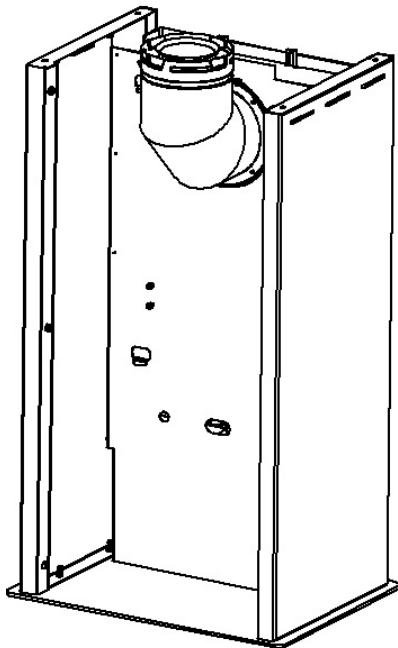


Step 2)



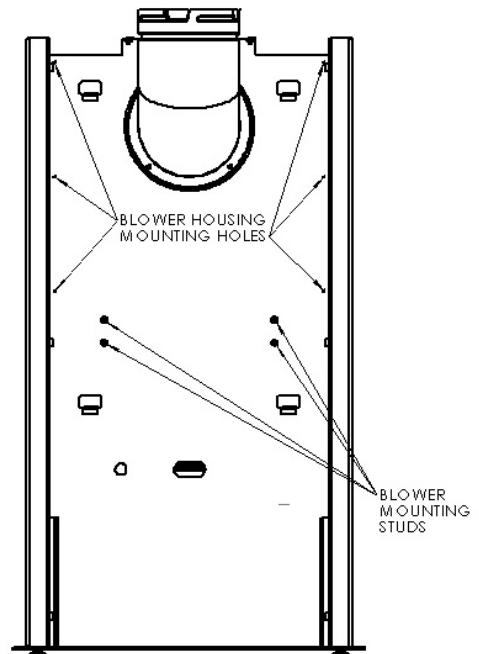
Step 2B)

SOLAS ONE6 FS shown with the rear panel removed.



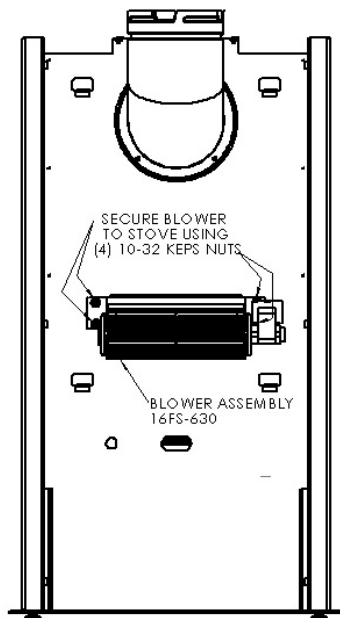
Step 2C)

Note the location of the Blower Housing mounting holes and Blower Mounting Studs.

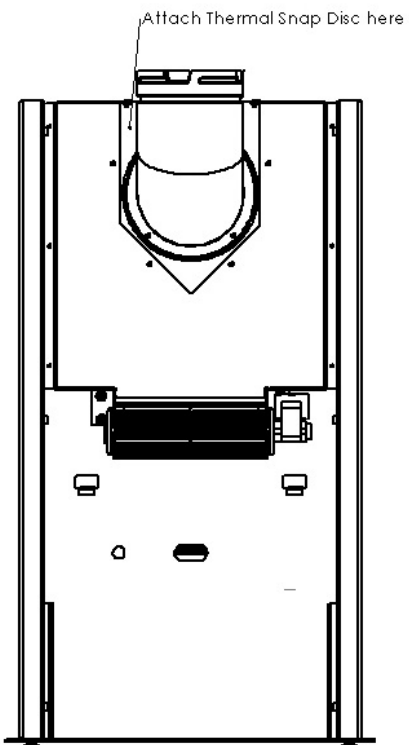
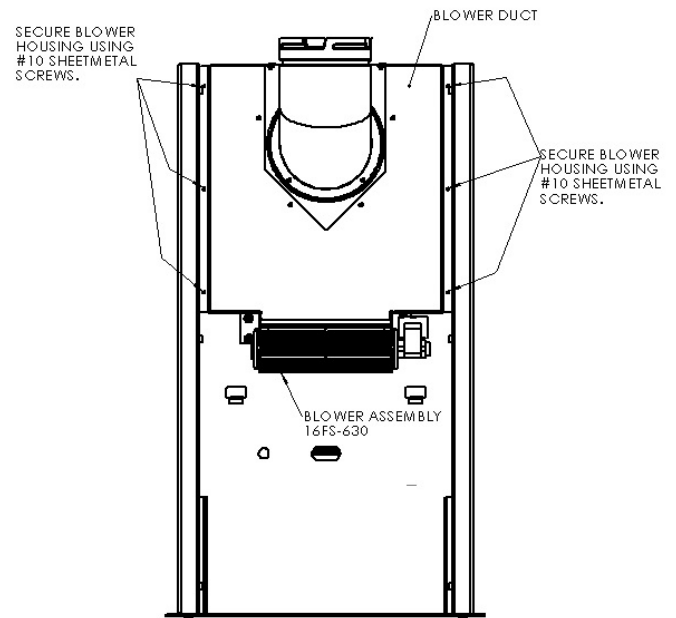


INSTALLATION INSTRUCTIONS

Step 3)



Step 4)



Thermal Snap Disc Location


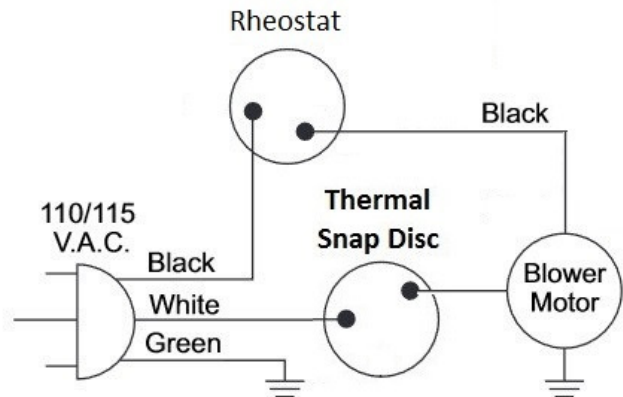
ELECTRICAL INSTRUCTIONS

NOTE: Once the electrical wiring has been completed, test the system to be sure its performance is as desired before the finishing work is completed and the fireplace is enclosed.

WARNING

All electrical shall be completed by a licensed Electrician and must conform with local building code. Improper installation may result in property damage, injury, or loss of life.

- The Thermal Snap Disc is mounted to a magnetic bracket, attach the snap disc to the stove locating it above the starter collar as shown on page 4.
- Connect the (2) ¼" quick disconnects from the motor lead to the motor, polarity does not matter.
- Secure the ground wire to the stove chassis.
- The upper left corner of the rear panel has a 3/8" diameter knockout for the Rheostat, using the rheostat nut provided, secure the rheostat to the rear panel, install the knob.
- Pass the power cord through the oblong hole at the base of the rear panel.
- Reassemble the Stove and connect power.



Caution: Label all wires prior to disconnection when servicing the controls. Wiring errors can cause improper and dangerous operation. Verify proper operation after servicing.

OPERATION

- The Thermal Snap Disc prevents the blower from running on when the stove is cold. Once the stove is up to temperature, the Thermal Snap Disc will allow the blower to be turned on.
- Turn the knob clockwise to start the blower (once the stove is up to temperature). The variable speed blower can be adjusted by adjusting the position of the knob.
- Once the desired speed has been set, you can leave the knob in this position and the Thermal Snap Disc will cycle the blower on and off as the temperature of the stove reaches operating temperature during normal operation.
- When the stove is turned off, the blower will keep running until the stove cools.
- To turn off the blower turn the knob counterclockwise until the knob clicks indicating it is in the off position.

REPLACEMENT PARTS LIST

REPLACEMENT PARTS

PART NAME	P/N	PART NAME	P/N
Blower Assembly	16FS-685	Blower Housing	16FS-675
Rheostat	16FS-640	Thermal Snap Disc	16FS-650
Blower Cover	HRK-300	Blower Wire Harness	16FS-695

For replacement parts and customer service contact your SÓLAS dealer or:

SÓLAS, LLC
452 Sunapee Street
Newport, NH 03773

(T) 603-298-5169
(F) 603-298-9246
sales@solasfires.com

WARRANTY INFORMATION

THE WARRANTY

SÓLAS, LLC, a division of Progressive Manufacturing, Inc. ("SÓLAS"), Limited Lifetime Warranty warrants your SÓLAS brand gas fireplace ("Product") to be free from defects in materials and workmanship at the time of manufacture. The Product body and firebox carry the Limited Lifetime Warranty on workmanship defects causing loss of structural integrity. Ceramic glass carries the Limited Lifetime Warranty against thermal breakage only. After installation, if covered components manufactured by SÓLAS are found to be defective in material or workmanship during the Limited Lifetime Warranty period and while the Product remains at the site of the original installation, SÓLAS will, at its option, repair or replace the covered components. If repair or replacement is not commercially practical, SÓLAS will, at its option, refund the purchase price or wholesale price of the SÓLAS product, whichever is applicable. SÓLAS will also pay their prevailing labor rates, as determined in its sole discretion, incurred in repairing or replacing such components during the warranty period. **THERE ARE EXCLUSIONS AND LIMITATIONS to this Limited Lifetime Warranty as described herein.**

COVERAGE COMMENCEMENT DATE

Warranty coverage begins on the date of installation. The warranty shall commence no later than 24 months following the date of product shipment from SÓLAS, regardless of the installation date.

EXCLUSIONS AND LIMITATIONS

This Limited Lifetime Warranty applies only if the Product is installed in the United States or Canada and only if operated and maintained in accordance with the printed instructions accompanying the Product and in compliance with all applicable installation and building codes and good trade practices.

This warranty is non-transferable and extends to the original owner only. The Product must be purchased through a listed supplier of SÓLAS and proof of purchase must be provided. The Product body and firebox carry the Limited Lifetime Warranty. The following do not carry the Limited Lifetime Warranty, but are warranted as follows:

- **Burner** – Repair or replacement for three years from date of installation.
- **Gas components & electrical components** – Repair or replacement for one year from date of installation.
- **Blowers & remote controls** – Repair or replacement for one year from the date of installation.
- **Porcelain Firebox Liners** – Replacement for one year against cracking or breakage due to thermal stress from date of installation. Excludes surface and hairline cracks and scratches or slight color changes that do not affect the operation or safety of the unit.
- **Gaskets** – Repair or replacement for one year from the date of installation.
- **Surrounds** – Replacement for one year against cracking or breakage due to thermal stress. Excludes surface and hairline cracks and scratches or slight color changes that do not affect the operation or safety of the unit.
- **Labor coverage** – Prevailing SÓLAS rates apply for the warranty period of the component. SÓLAS will not be liable for travel costs for service work.

SÓLAS will not be responsible for: (a) damages caused by normal wear and tear, accident, riot, fire, flood, or acts of God; (b) damages caused by abuse, negligence, misuse, or unauthorized alteration or repair of the Product affecting its stability or performance. The Product must be subjected to normal use. The product is designed to burn either natural or propane gas only. Burning conventional fuels such as wood, coal or any other solid fuel will cause damage to the Product, will produce excessive temperatures and could result in a fire hazard. (c) Damages caused by failing to provide proper maintenance and service in accordance with the instructions provided with the Product; (d) damages, repairs or inefficiency resulting from faulty installation or application of the Product.

Discoloration and some minor expansion, contraction, or movement of certain parts and resulting noise is normal and not a defect, and, therefore, not covered under warranty. The installer must ensure the appliance is burning as per the rating tag at the time of installation. Over-firing (operation above the listed BTU rate) of this appliance can cause serious damage and will nullify this warranty.

This warranty is void if:

- The unit has been operated in atmospheres contaminated by chlorine, fluorine or other damaging chemicals.
- The unit is subject to submersion in water or prolonged periods of dampness or condensation.
- Any damage to the unit, combustion chamber, heat exchanger or other components due to water or weather damage which is the result of, but not limited to improper chimney/venting installation.

Damage to stainless steel, gold, nickel or porcelain enameled surfaces caused by fingerprints, scratches, melted items, or other external sources left on these surfaces from the use of cleaners is not covered in this warranty.

SÓLAS is not responsible for inadequate fireplace system draft caused by air conditioning and heating systems, mechanical ventilation systems, or general construction conditions which may generate negative pressure in the room in which the appliance is installed. Additionally, SÓLAS assumes no responsibility for drafting conditions caused by venting configurations, adjoining trees or buildings, adverse wind conditions or unusual environmental factors and conditions that affect the operation of the unit.

This Limited Lifetime Warranty covers only parts and labor as provided herein. In no case shall SÓLAS be responsible for materials, components, or construction, which are not manufactured or supplied by SÓLAS or for the labor necessary to install, repair, or remove such materials, components, or construction. Additional utility bills incurred due to any malfunction or defect in equipment are not covered by this warranty. All replacement or repair components will be shipped F.O.B. from the nearest stocking SÓLAS facility.

LIMITATION ON LIABILITY

It is expressly agreed and understood that SÓLAS' sole obligation and the purchaser's exclusive remedy under this warranty, under any other warranty, expressed or implied, or in contract, tort or otherwise, shall be limited to replacement, repair, or refund, as specified herein.

In no event shall SÓLAS be liable for any incidental or consequential damages caused by defects in the Product, whether such damage occurs or is discovered before or after repair or replacement, and whether such damage is caused by SÓLAS' negligence. SÓLAS has not made and does not make any representation or warranty of fitness for a particular use or purpose, and there is no implied condition of fitness for a particular purpose.

SÓLAS makes no expressed warranties except as stated in this Limited Lifetime Warranty. The duration of any implied warranty is limited to the duration of this expressed warranty.

No one is authorized to change this Limited Lifetime Warranty or to create for SÓLAS any other obligation or liability in connection with the Product. Some states and provinces do not allow the exclusion or limitation of incidental or consequential damages, so the above limitations or exclusions may not apply to you. The provisions of this Limited Lifetime Warranty are in addition to and not a modification of or subtraction from any statutory warranties and other rights and remedies provided by law.

INVESTIGATION OF CLAIMS AGAINST WARRANTY

SÓLAS reserves the right to investigate any and all claims against this Limited Lifetime Warranty and to decide, in its sole discretion, upon the method of settlement.

To receive the benefits and advantages described in this Limited Lifetime Warranty, the appliance must be installed and repaired by a licensed contractor approved by SÓLAS.

Contact SÓLAS at the address provided herein to obtain a listing of approved dealers/distributors.

SÓLAS shall in no event be responsible for any warranty work done by a contractor that is not approved without first obtaining SÓLAS' prior written consent.

HOW TO REGISTER A CLAIM AGAINST WARRANTY

In order for any claim under this warranty to be valid, you must contact the SÓLAS dealer/distributor from which you purchased the product. If you cannot locate the dealer/distributor, then you must notify SÓLAS in writing. SÓLAS must be notified of the claimed defect in writing within 90 days of the date of failure. Notices should be directed to the SÓLAS Warranty Department at 452 Sunapee Street, Newport, NH 03773 or visit our website at www.solasfires.com/warranty.

SÓLAS, LLC

452 Sunapee Street, Newport, NH 03773

(T) 603-298-5169

(F) 603-298-9246

www.SÓLASfires.com



RECORD YOUR PRODUCT INFORMATION

Model #: _____

Serial #: _____

Date Purchased: _____

Date Installed: _____

SÓLAS
CONTEMPORARY FIRE

Manufactured by:

Progressive Manufacturing Inc.
452 Sunapee Street
Newport, NH 03773
USA
solasfires.com